Smart Alert System

User's Manual

Applications

Home

Shop

Office

Garage

Overview

Setup a simple, effective security system with innovative design - wireless sound alert system. Wireless sound alert system is a multifunction top-notch gadget for home, business, property and worksite applications.

Different from traditional alarm system, this system has three amazing features. It can work with remote control and wireless sensors, expandable up to four sensors. With this system installed, you can setup a simple wireless alarm system. This wireless siren has built-in wireless signal booster, which allows it to extend wireless transmission distance of your existing/new wireless alarm system.

Main features

- Unique eye-catching security product design
- Simple, but smart wireless alarm system
- Perfect for home, shop, grocery store, office, warehouse, garage
- Expandable up to twenty wireless sensors, two remote controls
- Support arm delay, away arm, stay arm modes
- Support "Ding-dong" door bell function
- Alert with 100dB sound and flash
- Works with wireless alarm system as indoor strobe siren
- Included wireless signal booster to extend wireless range
- Available Red and Green color lens
- Included rechargeable Lithium-ion battery
- Product has EU, America, British standard plugs

How to use ?

❶ Turn on this product

a. Plug the siren to socket, light will flick one time.

b. Switch on the siren, find the switch on the back of siren.

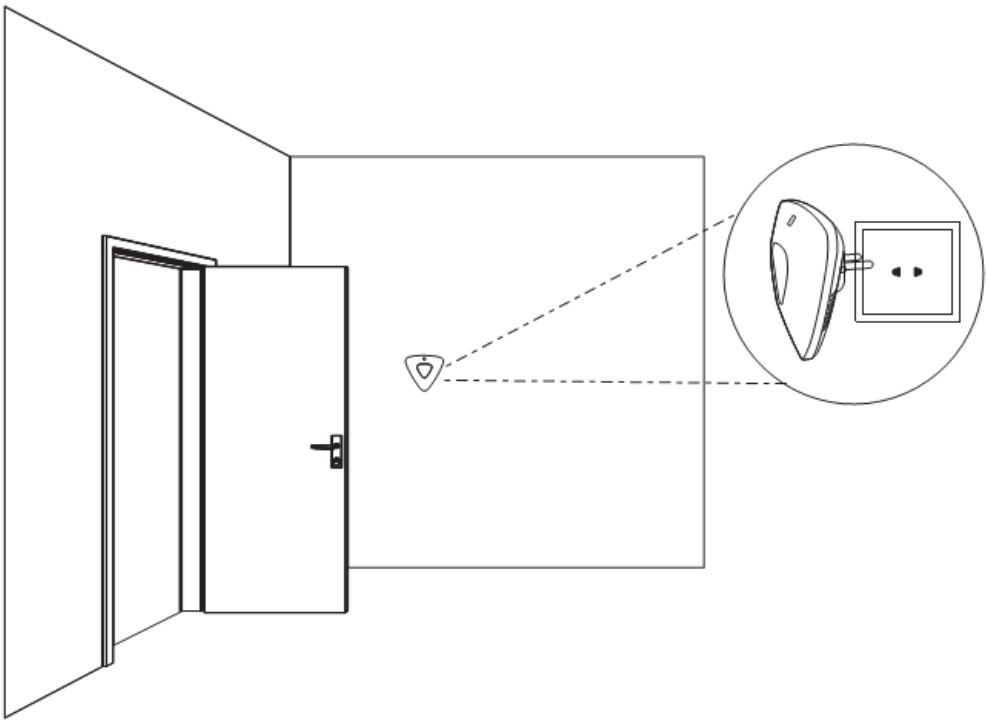

❷ Work as an alert system

Press “N” times of “Enroll” button on siren, the detectors can be enrolled into different zones of system.

Note: N=1 for remote keyfob, N=2 for panic zone, N=3 for fire zone, N=4 for perimeter zone, N=5 for interior zone, N=6 for door bell. Each zone can learn maximum 4 sensors.

Example:

Press “enroll” on siren for one time, the LED will light up, it’s in enrolling status. Then press any key on keyfob, the siren will make two beeps with twinkle of lights. Repeating above procedures, you can enroll another remote keyfob into the same zone.

❸ Work as indoor siren

Press “enroll” button on siren, the siren will make beep sound, LED will light up, then trigger alarm of the security panel. (Don’t use remote keyfob to operate in this step)

❹ Work as signal booster

Plug the product to socket, ensuring the place has good open space. Its internal signal booster will start to work. Without further settings or configurations.

Advanced Setting

Press “Enroll” button for 2-5 seconds, then release, the product enters into setting mode, then you can:

1, Press enroll button 1 time, to set 15s arm delay

2. Press enroll button 2 times, to set 30s arm delay

3. Press enroll button 3 times, to cancel arm delay

Press “Enroll” button for more than 5 seconds, all sensors will be deleted from the product.

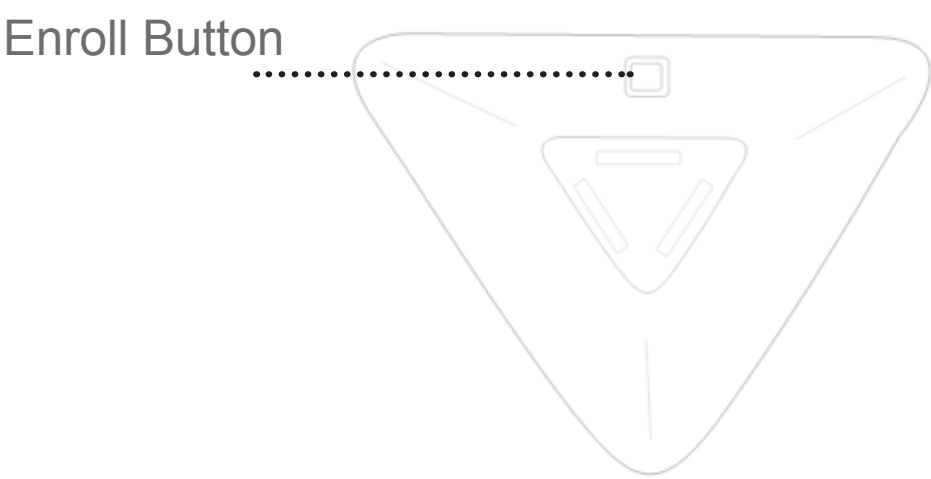

Datasheet

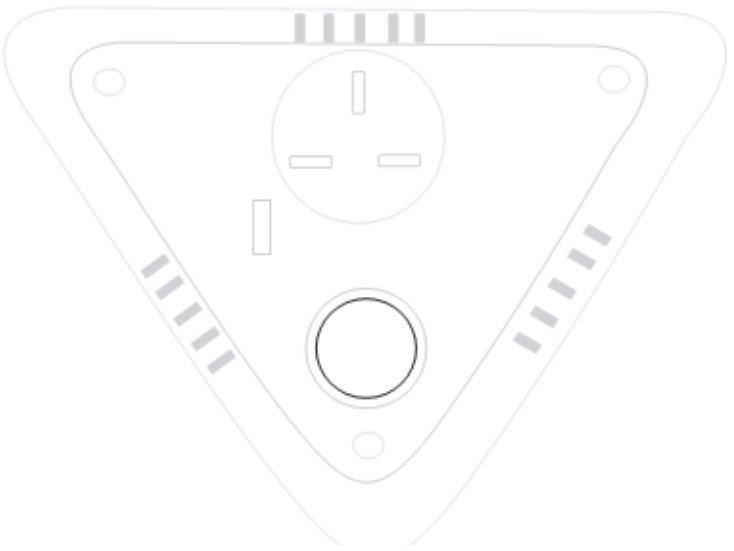

Technical Parameter

- Power input: AC 110V/ AC 220V
- Static current: ≤13mA
- Alarm current: ≤150mA
- Sound volumn: 100dB
- Wireless frequency: 433MHz/868MHz
- Wireless range: >100 meters
- Extending RF distance: > 150 meters
- Backup batter: Li-ion, 3.7V 800MA/h
- Product material: ABS plastic
- Working temperature: -10~55°C

Note: Do not plug the AC 220V model to AC 110V electricity outlet/socket. Do not plug the AC 110V model to AC 220V electricity outlet/socket.